

SINGLE-PHASE DIODE BRIDGE MODULE M5-63-16; M5-100-16; M5-160-16; M5-200-16; M5-250-16

DATASHEET IN BRIEF

Single-phase diode bridge module is intended for rectifying (conversion of alternating voltage into pulsating direct voltage).

OVERALL DRAWING AND MODULE CIRCUIT

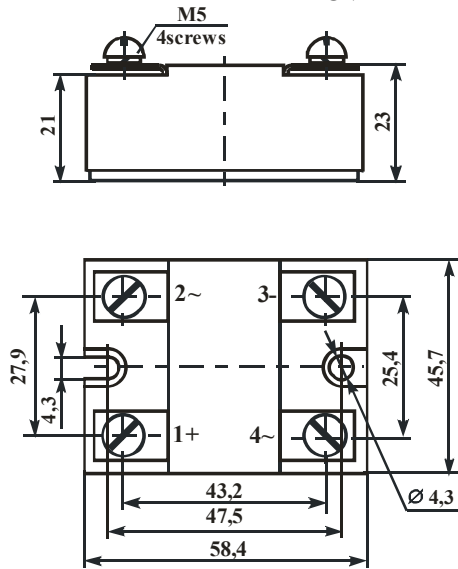


Figure 1

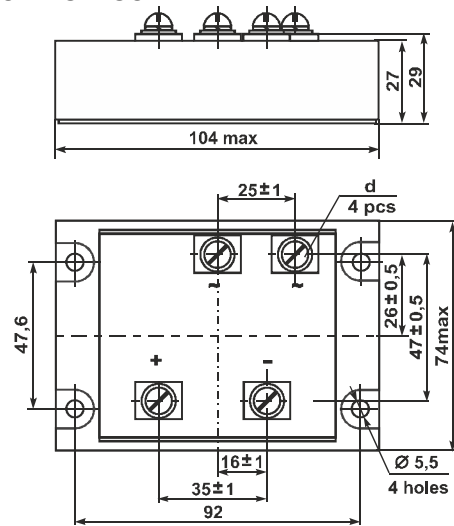


Figure 2

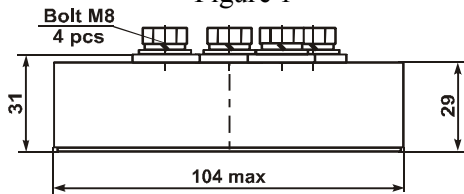


Figure 3

Module description	Figure	d
M5-63-16	1	-
M5-100-16	2	screw M5
M5-160-16	2	screw M6
M5-200-16	3	-
M5-250-16	3	-

INTERNAL CONNECTION CIRCUIT

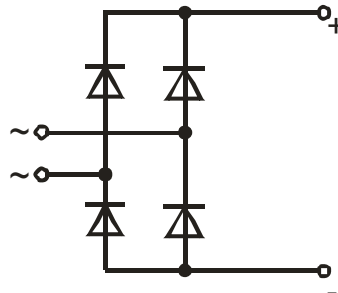


Figure 4

BASIC CHARACTERISTICS

T = 25 °C

Product name	Reverse rectifier current, I _R , mA		Pulse direct diode voltage, U _{FM} , V		Electric DC isolation strength between radiator and outputs, U _{ISOL} , V		Thermal junction-cooler to diode resistance R _{th(j-c)} , °C / W	
	max	U _{RRM} , V	max	I _O , A	min	t, minute	max	
M5-63-16	1.5	1600	1.65	63	4000	1	1.3	
M5-100-16				100			0.6	
M5-160-16				160			0.4	
M5-200-16				200			0.3	
M5-250-16				250			0.2	

MAXIMUM ALLOWABLE OPERATING MODES

Product name	Diode pulse reverse voltage		Average rectified module current, I _O , A	Linear voltage (rms) U _{lin} , V	Surge DC, I _{FSM} , A		Maximum switching frequency, f _{com} , kHz	Junction temperature, T _{VJ} , * °C	
	non-repetitive, U _{RSM} , V	repetitive, U _{RRM} , V			T _J , °C	min		max	
	max	max	max	max					
M5-63-16	1600	1600	63	1150	300	125	3	- 40	+125
M5-100-16			100		600				
M5-160-16			160		1200				
M5-200-16			200		1400				
M5-250-16			250		1600				

* the modules are designed to operate in equipment with using of coolers that support transition temperature in the prescribed ranges

Precious metals are not contained

5 Naugorskoe shosse, Orel, 302020, Russia Tel. +7(4862) 44-03-44, Fax +7(4862) 47-02-12

E-mail: mail@electrum-av.com