

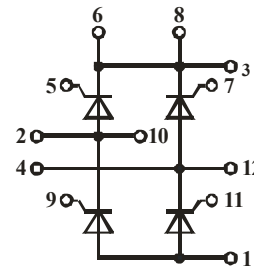
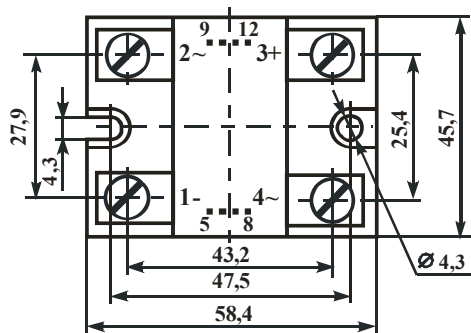
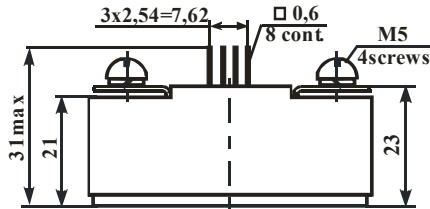
SINGLE-PHASE THYRISTOR BRIDGE MODULE

M22-63-16

DATASHEET IN BRIEF

Single-phase thyristor bridge module with control of four thyristors, connected to “positive” and “negative” outputs, is intended for rectifying (converting of AC into pulsating direct voltage).

OVERALL DRAWING AND ELECTRIC CIRCUIT



BASIC CHARACTERISTICS

T = 25 °C

Product name	Pulse voltage in: on-state, U_{TM} , V		Current in thyristor off-state /rectifier reverse current, I_D / I_R , mA		Thyristor hold-on current, I_H , mA	Thyristor turn-on current, I_s , mA	Thyristor gate trigger DC voltage, U_{GT} , V	Thyristor gate trigger DC, I_{GT} , mA	Electric isolation strength at DC between radiator and outputs, U_{ISOL} , V		Thyristor non-trigger DC voltage, U_{GD} , V $T_j = 125$ °C	Thermal junction to radiator resistance $R_{th(j-c)}$, °C/W	
	max	I_O , A ampl. value	max	U_D/U_R , V	max	max	max	max	min	t, minute		thyristor	diode
M22-63-16	1.65	63	1.5	± 1600	200	400	3.0	200	4000	1	0.25	1.0	1.3

MAXIMUM ALLOWABLE OPERATING MODES

Product name	Pulse non-repetitive voltage in thyristor off-state, U_{DSM} , V	Pulse repetitive voltage in thyristor off-state, U_{DRM} , V	Average rectified current, I_O , A $T_r=75$ °C	Linear voltage (rms.), U_{lin} , V	Non-repetitive surge DC, $I_{TSM} I_{FSM}$, A	Maximum switching frequency, f_{comb} , kHz	Critical rate of rise of reverse voltage, $(du_R / dt)_{cr}$, V/μs	DC critical rate of rise, $(di_T / dt)_{cr}$, A/μs	Junction temperature T_{VJ} *, °C		
	max	max	max	max	max				t, ms	max	max
M22-63-16	± 1600	± 1600	63	1150	300	10	3	1000	150	- 40	+125

*the modules are designed for operating in the equipment with using of coolers that support transition temperature in the prescribed ranges

Precious metals are not contained.